

**MUPEM**

**AUTOMATIC  
MULTISPINDLE LATHES**

**MH-25 / MH-32 / MH-42**




**PRODUCTIVITY**

# AUTOMATIC MULTISPINDLE LATHES

The MUPEM multispindle lathes models MH have been designed and manufactured for the production of large batches of turned parts.

All radial and frontal slides have independent feeds, allowing to achieve the best cycle times, with optimum of efficiency. Indexing of the Spindle Carrier is controlled by a GENEVA CROSS mechanism blocked into position with a strong index bolt. A HIRTH indexing mechanism is available upon request. The radial and frontal slides are controlled by disc cams, sectors and levers, thus enabling changeover times to be kept to a minimum. Upon request, the positions 4 and 5 can be equipped with CNC controlled cross slides with linear interpolation of the 2 axes.



## DIFFERENTIAL THREADING SPINDLE

By means of this attachment threads can be made by tapping, fixed die head, self opening die head, or by means of thread rolling dies. The differential threading system allows to machine right and left hand threads, depending if the threading spindle rotates at a higher or lower speed than the workpiece. For unthreading, the differential spindle increases its rotating speed for right hand threads and decreases for left hand threads, without the need to invert the rotation.





## THREAD CHASING ATTACHMENT

It is used when a perfect threads concentricity is needed, when situated behind a larger diameter than the thread or when dealing with difficult geometry profiles in one or multi-start threads, both in cylindrical and conical.


## THREAD MILLING AND POLYGON TURNING ATTACHMENT

Allows the thread milling and turning of polygons in non-ferrous materials.




## LONGITUDINAL TURNING SLIDE

This attachment is used to turn longitudinally with single point tool, the maximum turning stroke is 60mm. Both cylindrical and conical turning can be achieved, as well as turning one diameter behind a larger one.




## SYNCHRONOUS SUBSPINDLE

This device allows the cutting of the workpieces without "pips", clamping the workpiece by means of a motorized collet of synchronous rotation with main spindle.



## SYNCHRONIZED MILLING ATTACHMENT

This attachment allows to make threads and grooves from frontal position. It is placed in the central drum and the milling head rotates synchronized with the main spindle, which maintains constant the relative position of workpiece/millings.



## DRIVE

The gears for changing the speed of the spindles, of cycle times and of special device are centralized in the right side of the machine for an easy access.



## SWarf CONVEYOR

The multispindle lathes model MH can be provided with a swarf conveyor, very useful when working in big batches or with workpieces with a high stock removal. Apart from the attachments indicated in this catalogue, this model has a wide range of optional accessories, to satisfy all the machining needs of our customer.



# TECHNICAL DATA

	MH 25	MH 32	MH 42
Bar capacity			
Round . . . . . mm.	25	32	42
Hexagonal . . . . . mm.	22	27	36
Square . . . . . mm.	18	22	29
Maximum bar feeding . . . . . mm.	125	125	125
Total stroke of frontal spindles . . . . . mm.	125	125	125
Working stroke of frontal spindles . . . . . mm.	100	100	100
Maximum stroke of radial slides . . . . . mm.	60	60	60
Working stroke of radial slides . . . . . mm.	30	30	30
Number of spindle speeds . . . . .	21	21	21
Range of spindle speeds . . . . . r.p.m.	315/3150	250/2500	250/2500
Fabrication time . . . . . (seg.)	3/125	3/158	3/158
Installed power . . . . . Kw.	15	15	20
Net weight with bar guide . . . . . Kg.	7900	8050	8200
Packing dimensions . . . . . m <sup>3</sup>	12	12	12

## FACTORY



C.M. MUPEM, S.A. Has one of the most modern plants of any European manufacturer of machine tools. The factory is situated in the Industrial Area of Itziar, in the heart of the Spanish machine tool capital, with a floor area of 10.000 square meters, on a site of 27.000 sqm. the factory is equipped with extremely modern equipment and has excellent access and communications.

This plant, together with our forty years of experience in the field of turning, guarantee the quality of our products.

Our policy is one of continuous improvement of our products. In order to maintain this policy, we reserve the right to modify specifications of this brochure without previous notice.

## CUSTOMER TRAINING



An important aspect in the success of any installation is the indepth training of the customer.

C.M. MUPEM S.A., offers complete training tailored to the needs of each customer. This can be carried out in the MUPEM factory or in the customer's workshops, according to preference.

Short maintenance courses are also available.



**CONSTRUCCIONES MECANICAS MUPEN, S.A.**

Poligono Industrial de Itziar - G 1

Tel.: +34-43-19 91 92 - 222 / 252 / 282 / 312 - Fax: +34-43-19 92 21

20829 ITZIAR - DEBA (Guipúzcoa)

• 61 - 20870 ELGOIBAR (Spain)