

50 YEARS OF SOLUTIONS IN TURNING




MULTISLIDES AUTOMATIC LATHES


MODEL TH



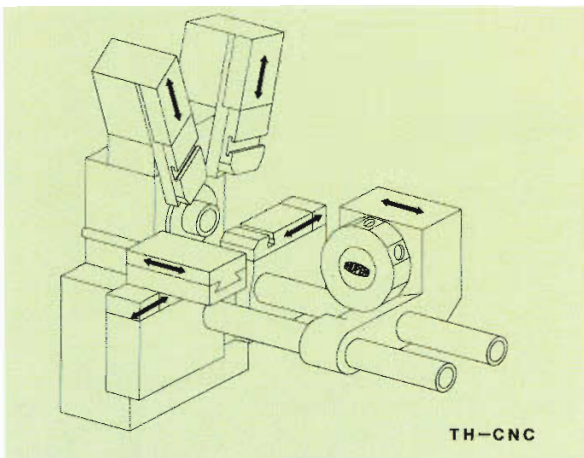
BAR CAPACITY
Ø 30 - 42 - 60 y 80 mm



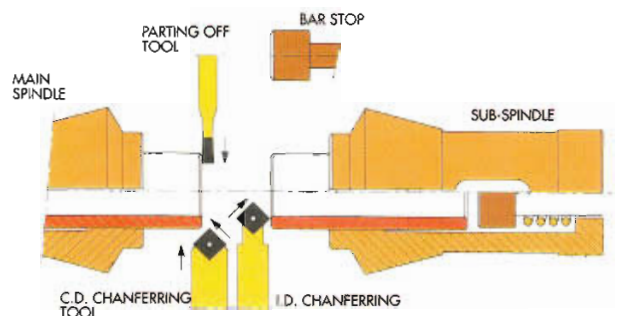
MACHINE EQUIPED WITH REVOLVING TURRET



MACHINE EQUIPED WITH SYNCHRONOUS SUB-SPINDLE



SIMULTANEOUS CONTROL OF SIX TOOLS



MACHINE PREPARED FOR CHANFERRING AND PARTING OFF TUBES

INCREASED PRODUCTIVITY

TECHNICAL DATA

MODEL			TH-30	TH-42	TH-60	TH-80
Capacity	-Through spindle using DIN 6343 collets					
	round	up to mm.	30	42	60	80()
	hexagonal A/F.....	up to mm.	26	36	52	65()
	square A/F.....	up to mm.	20	29	40	55()
	- Turning length with turning attachment (option).....	up to mm.	100	100	100	100
Spindle motor	- R.P.M of the main spindle min/max	r.p.m.	185/3.500	125/2.500	100/2.000	100/2.000
	- Power.....	kW	6	6	6	6
	- Number of speeds for each range (option)	-	3	3	3	3
	- Number of ranges by changing of pulleys (option)	-	10	10	10	10
Cross slides	- Front / rear stroke	up to mm.	45/45	45/45	45/45	45/45
	Vertical slides (option)	- Front/rear stroke	up to mm.	45/45	45/45	45/45
Revolver turret (option)		- Stroke	mm.	165	165	165
	- Indexing time	sec.	1	1	1	1
	- Number of positions		6	6	6	6
	- Hole diameter	inch.	1"	1"	1"	1"
Turret with driven tools (option)	- Motor power	kW	0,55	0,55	0,55	0,55
	- Number of driven tools		6	6	6	6
Synchronous sub-spindle (option)	- Bar capacity	mm.	30	42	60	80(**)
	- Length	mm.	280	280	280	280
	- Distance between main spindle collet and synchronous sub spindle collet..	mm.	20÷300	20÷300	20÷300	20÷300
Thread milling device (option)	- Outside diameter of thread	up to mm.	25 (***)	25(***)	25(***)	25(***)
	- Thread length	up to mm.	25 (***)	25(***)	25(***)	25(***)
	- Thread pitch	up to mm.	3	3	3	3
Polygon turning attachment (option)	- Dimensions across flats	up to mm	25	25	25	25
	- Maximum flat width	mm.	10	10	10	10
Coolant equipment	- Tank capacity	l/min.	100	100	100	100
Dimensions and weights	- Weight of machine	kg.	1900	2000	2000	2000
	- Floor area required	m.	1,7x 0,9	1,7x 0,9	1,7x 0,9	1,7x 0,9

(*) ONLY FOR TUBES, WITH SOLID BARS MAX, 60,52 AND 40 ACCORDING BAR PROFILE

(**) 60 MM ALL THE WAY THROUGH, Ø80 MM IN A LENGTH OF 180 mm

(***) AS SPECIAL WE CAN INCREASE THIS SIZE, IF REQUIRED PLEASE ASK

Our policy is one of continuous improvement of our products.
In order to maintain this policy, we reserve the right to modify
specifications of this brochure without previous notice.

PRODUCT RANGE

Can Automatic Lathes
6/8 Axis Multi-Slide Lathes
Multi-Spindle Lathes
2,3 and 4 Axis CNC Lathes
Automatic Bar Loaders
Parts Manipulators and Handling Equipment



CONSTRUCCIONES MECANICAS MUPEM, S.A
Polígono Industrial de Itziar - G 1
Tel.:(34) 943 19 91 92 - 222 / 252 / 282 / 312
Fax:(34) 943 19 92 21
e-mail.: mupem@sarenet.es
20829 ITZIAR -DEBA (Gipuzkoa)
☒ 61 - **20870 ELGOIBAR (España)**